

Timor-Leste COVID-19 Survey



June 2021 results



This factsheet presents the results of a telephone survey of 420 Timor-Leste adults, comprising 237 males and 183 females, conducted from 11 to 17 June 2021. At the end of the week of the survey, there were 1,275 active COVID-19 cases in Timor-Leste, and the State of Emergency had been renewed for the 14th time. Sanitary fences were in place in four of 13 municipalities, including Dili. Results from June are compared with previous results where possible.

COVID continued to be the biggest challenge for individuals, the community and the country

For Timor-Leste:

	May '20	July '20	Sep '20	Dec' 20	Feb '21	May '21	Jun '21	
COVID-19	62%	53%	72%	61%	87%	87%	84%	
Economy	10%	18%	8%	17%	6%	6%	9%	
Politics	18%	19%	10%	11%	4%	5%	2%	

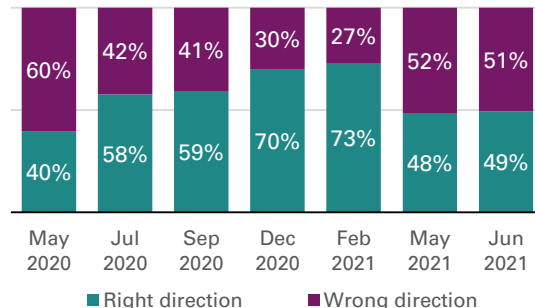
For your community:

	May '20	July '20	Sep '20	Dec' 20	Feb '21	May '21	Jun '21	
COVID-19	76%	70%	64%	70%	85%	85%	85%	
Economy	64%	72%	62%	68%	75%	61%	64%	
Politics	12%	21%	29%	33%	17%	37%	42%	

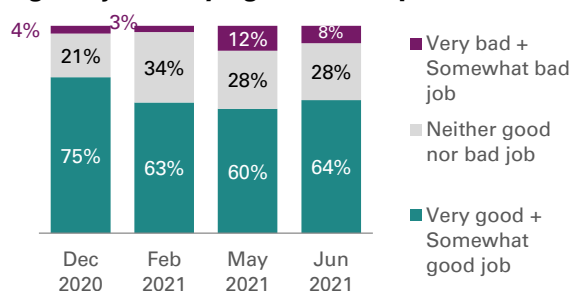
For you as an individual:

	May '20	July '20	Sep '20	Dec' 20	Feb '21	May '21	Jun '21	
COVID-19	80%	75%	79%	81%	90%	92%	95%	
Economy	63%	74%	62%	69%	77%	66%	71%	
Politics	49%	59%	50%	51%	63%	37%	34%	

Perceptions that Timor-Leste was going in the right direction remained less positive



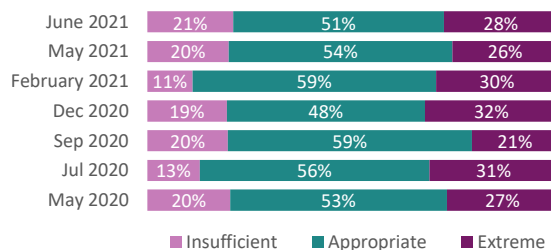
Most still felt the government is doing a good job carrying out its responsibilities



34% trust the Government to take care of them during COVID-19

May '21: 34% Feb '21: 54% Dec '20: 59%
Sept '20: 83% July '20: 64%

Feeling about current Government response:



COVID-safe behaviours were similar

(% of safe behaviors practiced)

- 70%** Wear face mask May '21: 66% Feb: 58% Dec '20: 55%
- 58%** Wash hands May '21: 61% Feb: 57% Dec '20: 52%
- 53%** Maintain 1.5m distance May '21: 48% Feb: 46% Dec '20: 51%

During this time, what can the government do more to support citizens? Top 3

1. End sanitary fences – **44%**
2. End state of emergency – **34%**
3. End lockdown – **23%**

In the past 30 days,



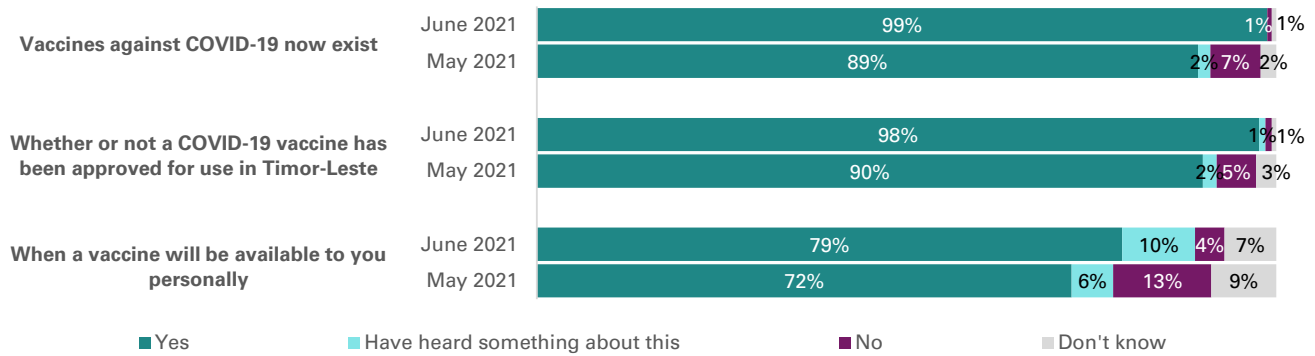
55% have cut meal size or skipped a meal because there wasn't enough money for food

May '21: 74% Feb '21: 62% Dec: 60% Sep: 53% Jul '20: 70%
May '20: 76%

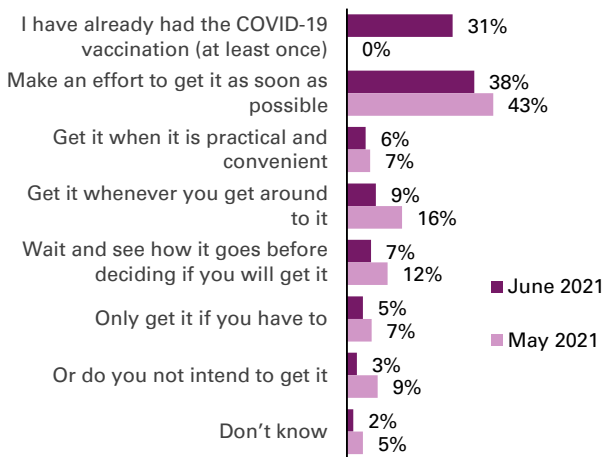




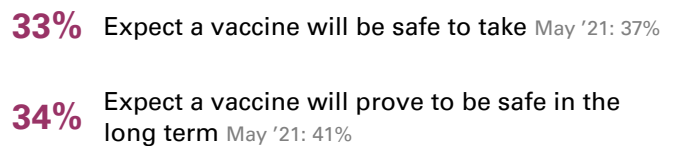
Awareness of the COVID-19 vaccine was very high, and awareness of when it would be available to them personally is also increasing



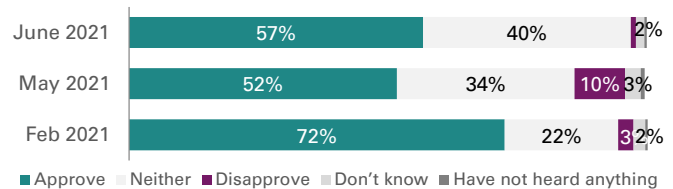
One-in-three have received at least one dose of the COVID-19 vaccine



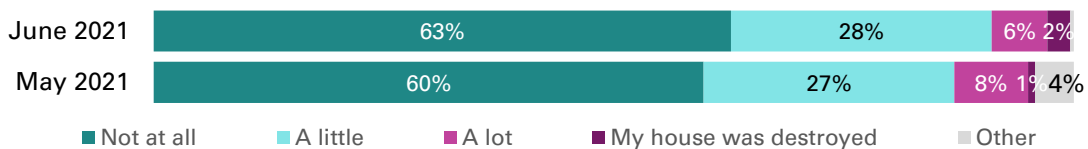
Perceptions of safety of the COVID-19 vaccine decreased



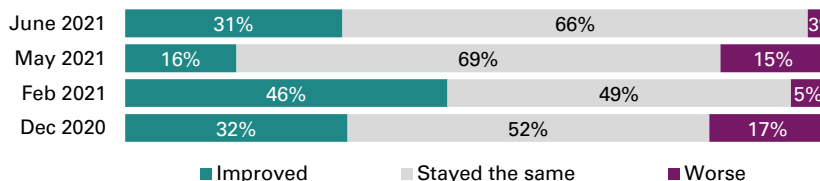
Approval of Timor-Leste's vaccination plan increased slightly



Most respondents' houses were not, or only a little affected by the recent cyclone and flooding



Nearly all feel safety and security in their local communities improved or stayed the same since March 2020



Most common security threats since March 2020: Top 3

- 1. COVID-19 – 82%**
May '21: 91% Feb '21: 77% Dec '20: 70%
- 2. Land disputes – 7%**
May '21: 3% Feb '21: 6% Dec '20: 6%
- 3. Domestic violence – 4%**
May '21: 4% Feb '21: 11% Dec '20: 9%

Safety: 64% reported conflict in their area

Most common causes of conflict in your area: Top 3

- 1. Abandonment – 19%**
- 2. Physical attack resulting in injury – 12%**
- 3. Gangs or groups – 9%**

We would like to thank the 420 respondents for their time and the 14 interviewers in Dili who conducted the June 2021 survey.