

# Timor-Leste COVID-19 Survey



## December 2020 results



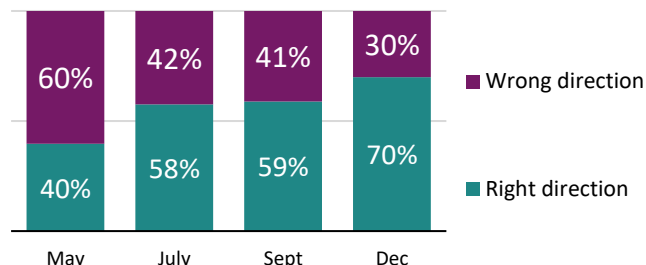
This factsheet presents the results of a **telephone survey** of 403 **Timor-Leste adults** conducted from **3-7 December**. During the week of the survey, there was only one active COVID-19 case in Timor-Leste, the 8<sup>th</sup> State of Emergency had just been decreed to be in effect for the next 30 days, and the government had just launched the Cesta Basica. Results from **December** are compared with previous results where possible.

### Biggest challenge for the country remains COVID-19, economy is equal for communities

#### For **Timor-Leste**: (single response)

	May	July	Sept	Dec	
	62%	53%	72%	<b>61%</b>	COVID-19
	10%	18%	8%	<b>17%</b>	Economy
	18%	19%	10%	<b>11%</b>	Politics

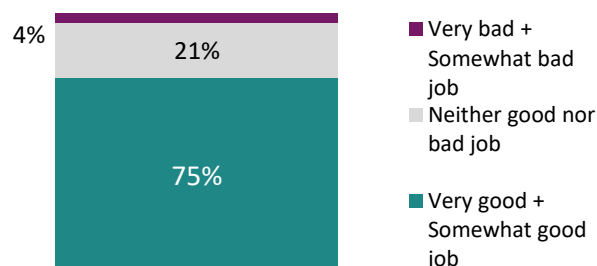
### Timor-Leste is increasingly felt to be going in the right direction



#### For your **community**: (multiple response)

	May	July	Sept	Dec	
	76%	70%	64%	<b>70%</b>	COVID-19
	64%	72%	62%	<b>68%</b>	Economy
	37%	48%	38%	<b>41%</b>	Politics

### Most think the government is doing a good job carrying out its responsibilities



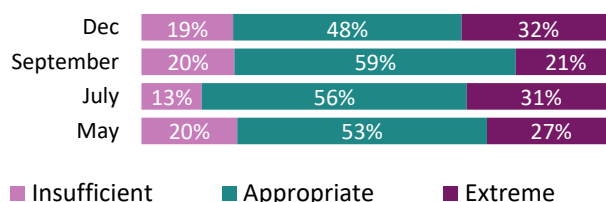
#### For you as an **individual**: (multiple response)

	May	July	Sept	Dec	
	80%	75%	79%	<b>81%</b>	COVID-19
	63%	74%	62%	<b>69%</b>	Economy
	49%	59%	50%	<b>51%</b>	Politics

### 59% trust the government to take care of them during COVID-19

May 49% July: 64% Sept: 83%

### Feeling about current government response:



### COVID-safe behaviors continue to decline

(% of safe behaviors practiced)

	<b>55%</b>	Use face mask	Sept: 70%
	<b>52%</b>	Wash hands	Sept: 67%
	<b>51%</b>	Maintain 2m distance	Sept: 60%

### During this time, what can the government do more to support citizens? *Top 3*

1. End state of emergency – **34%**
2. Provide more cash to households – **33%**
3. More information on accessing support – **32%**


In the past 30 days



**60%** have **cut meal size** or **skipped a meal** because there wasn't **enough money** for food (December) (compared to 70% in May)

Have you <u>received</u> the food basket / voucher?				Would you <u>prefer</u> the government distribute a cash payment or food basket / voucher?				
<u>Yes</u>	<u>No/Not yet</u>	<u>Could not register</u>	<u>Did not qualify</u>	<u>Food basket</u>	<u>Food voucher</u>	<u>Uma Kain cash payment</u>	<u>Either cash or food basket</u>	<u>\$25 cash (instead of voucher)</u>
36%	62%	1%	0%	0%	4%	22%	31%	42%

**Satisfaction with food basket / voucher:**  
(who had received)



**Satisfaction with Uma Kain cash payment:**  
(who had received)



**Education:**

**Schools are open and functioning normally**

*Always + Very Frequently*

Dec	Feb 2021	Apr 2021
88%	-	-

**My child has access to water at school**

*Always + Very Frequently*

Dec	Feb 2021	Apr 2021
80%	-	-

**Infrastructure:**

**Water pumps at my water station work well**

*Always + Very Frequently*

Dec	Feb 2021	Apr 2021
74%	-	-

**I can access buses and mikrolets**

*Always + Very Frequently*

Dec	Feb 2021	Apr 2021
70%	-	-

**Roads between administrative posts in good condition**

*Always + Very Frequently*

Dec	Feb 2021	Apr 2021
62%	-	-

**Financial Situation:**

**Family earns enough to pay for things we need**

*Better than before pandemic*

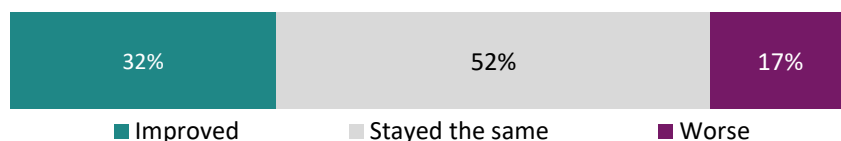
Dec	Feb 2021	Apr 2021
36%	-	-

**Possible to get a job close to where I live**

*Better than before pandemic*

Dec	Feb 2021	Apr 2021
46%	-	-

**Safety:** Since March 2020, how has safety and security in your local community changed?



**Most common security threats since March 2020: Top 3**

1. COVID-19 – 70%
2. Martial arts groups – 9%
3. Land disputes – 6%

**Safety:** 64% reported conflict in their area

**Most common causes of conflict in your area: Top 3**

1. Injury from physical attack – 29%
2. Theft of personal property – 15%
3. Agricultural land disputes – 5%

We would like to thank the 403 respondents for their time and the 17 interviewers in Dili who conducted the December survey.

Supported by



Implemented by



Produced by

