

Timor-Leste COVID-19 Survey



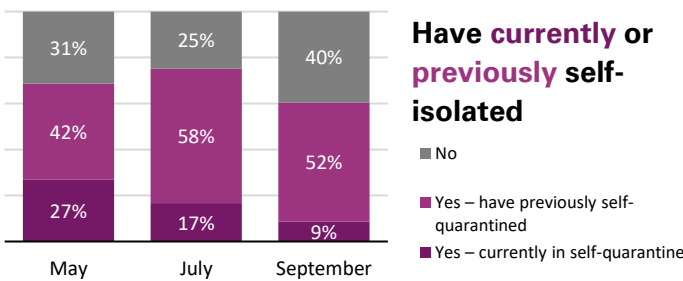
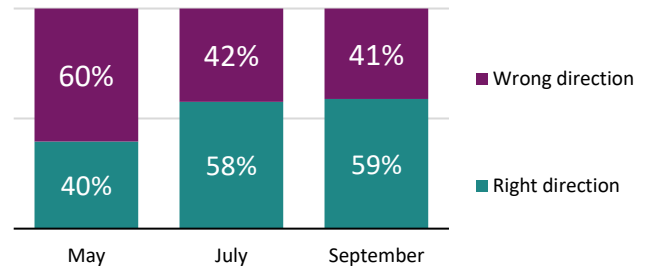
September 2020 results

This factsheet presents the results of a telephone survey of 534 Timor-Leste adults conducted from 19 September to 3 October. During September, there was **only one** active COVID-19 case in Timor-Leste, and government support payments had been distributed to most households. Results from **September** are compared with the May/July results.

Biggest challenge

	May	July	Sept	
	62%	53%	72%	COVID-19
	18%	19%	10%	Politics
	10%	18%	8%	Economy

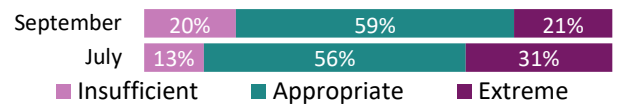
Is Timor-Leste going in the right or wrong direction?



Have currently or previously self-isolated

83% trust the government to take care of them during COVID-19
 July: 64%
 May: 49%

Feeling about current government response:



COVID-safe behaviors declined (2% - 13%)

(% who practiced safe behaviors)

- 70%** Face mask
- 67%** Wash hands
- 55%** Work from home
- 60%** Maintain 2m distance
- 62%** Avoid public areas

But if they are sick **similar proportions** would:

- 77%** Stay home
- 62%** Avoid gatherings
- 99%** Go to hospital if have symptoms

- 75%** Have received Uma Kain \$100 per household payment
- 60%** think all households should receive the same amount of benefit
- 33%** think the benefit should be adjusted for household size
- 31%** said market prices increased after Uma Kain Higher in Dili (45%)

37% Want the government to end the State of Emergency
 July: 35%
 May: 56%

46% Think the Government should provide more cash to households
 July: 30%
 May: 36%

In the past 30 days,



about **half** have cut meal size or skipped a meal at least once because there wasn't enough money for food (down from three quarters in May)

Food security was less of an issue in September than in May

82%

July: 83%
May: 72%

think COVID-19 has brought their community closer together

Community relationships have become **stronger**

	Sept (vs July)
Community relationships	90% +2%
Provide help	66% -3%
Receive help	66% 0%

The proportion of those negatively impacted has **increased**

	Sept	vs July
Time with family	39%	+26%
Job	58%	+24%
Household income	58%	+23%
Part of community	35%	+20%
Feeling safe	37%	+20%

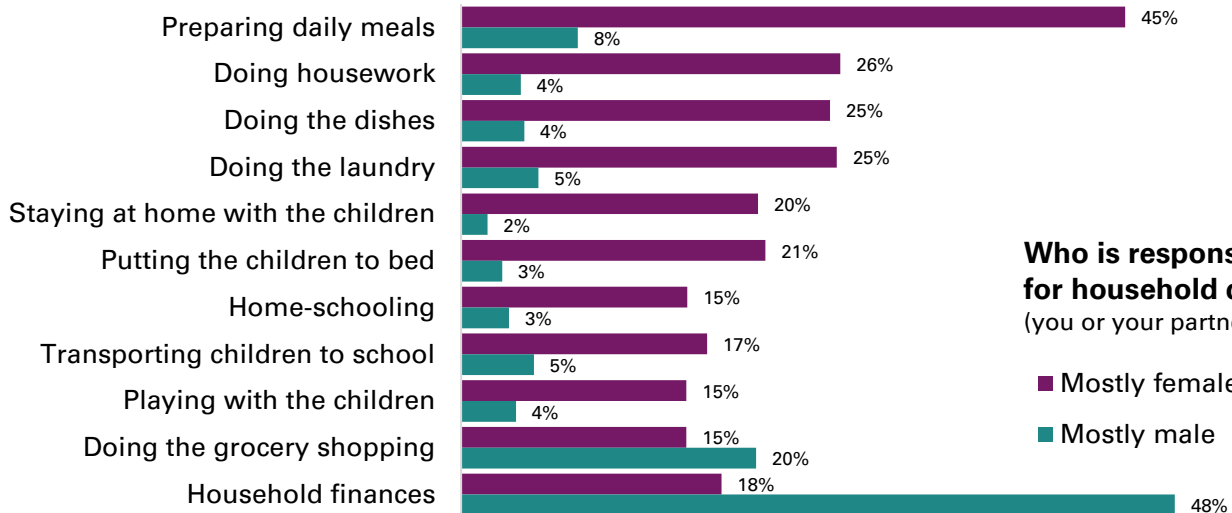
However, **paranoia** has **increased**

	Sept (vs July)
Intolerance to outsiders	94% +13%
Fear of suspected COVID cases	96% +4%

84% were satisfied with division of household tasks

29% were more satisfied with task division than before the pandemic

Gender was **NOT** an indicator of satisfaction or change of satisfaction



Who is responsible for household duties (you or your partner)

- Mostly female
- Mostly male



Television is still most trusted for news about:

COVID-19 (77%) July: 85%, May: 81%
Other news (78%) July: 81%, May: 76%

More are watching: GMN (86%) July: 81% May: 67%



More moderate numbers trust radio for:

COVID-19 (12%) July: 5%, May: 12%
Other news (8%) July: 6%, May: 17%

More are listening to: Community radio (42%) July: 19% May: 13%

Those in Dili (compared to outside of Dili):

- Trust television for COVID news (91% vs 71%)
- Needs less information about accessing government support (21% vs 27%)



We would like to thank the 534 respondents for their time and the 11 interviewers in Dili who conducted the July survey.

Supported by



Implemented by



Produced by

